

WHEELHAUS



Model Spotlight

Camp-Haus Wedge

wheelhaus.com
307-733-7700
info@wheelhaus.com



OVERVIEW

\$63,500 Base Price

160-240 SQFT

1 Bedroom

1 Bathroom

If you like the architecture of our original Wedge model but don't need all the space, the Camp-Haus Wedge is a smaller yet refined version at a fraction of the cost. Offered at 160 to 240 sq. ft., this model is also perfect for tiny living, a guesthouse, backyard office or a combination of all three. This model can be easily transported to a site and then moved again if the need arises. The outdoor deck increases the overall inside/outside living arrangement while protected from sun and inclement weather.

AMENITIES

- Sliding glass door opens to deck
- Sleeps up to 2 Adults
- Front is almost entirely glass
- Windows optimize light on all sides
- Refrigerator/freezer/microwave
- 2-burner cook top
- Complex roofline enables a storage loft



TECHNICAL

Weight: All models vary between 5,000 and 22,000 pounds depending on finishes and fixtures.

Dimensions: Units are 10.5' wide by 38' long. Units with decks are 47' long.

Insulation Values:

- Walls: R-25
- Roof: R-35
- Floor: R-25

Turnkey: All units come "turn key" with all appliances and hardware included. All you will need is furniture.

Utility Hookups: All utility hookups are underneath each unit and are ready to be connected once on site.

What You'll Need:

- Water 3/4" line (this will need to run underneath the area your unit will be placed)
- Sewer connection 4" line (this will need to run underneath the area your unit will be placed)
- Power 50 AMP service (within 20 feet of the unit)



UPGRADES

HVAC

Base price includes Cadet® toe-kick heaters.

- + HVAC/Slim ducted mini-slim unit (\$5,500)

Extras

- + On-demand tankless water heater (\$1,000)
- + Vented washer and dryer all-in-one (\$2,700)
- + Rough plumbing stubbed and electric install for Laundry in bathroom, no equipment included (\$1,500)
- + Built-in cabinets in bedroom closet (\$3,800)
- + Bedroom wall sconces with switch (\$900)

Set Estimate

- + Skirt material and leveling piers (\$3,000)
- + Labor to level, set, install skirting (if needed) and hook up utilities (TBD by specific location and needs). Additional items for install to be discussed specifically for your build. ** (\$3,500)

** Estimate depends on local subcontractor

Fireplace

- + Gas fireplace (\$5,750)
- + Electric fireplace (\$3,800)
- + Fireplace mantle and wood surround (\$1,200)

Decks

- + Rear Deck 5' x 10'6" (\$3,500)
- + Front railings (\$4,500)
- + Rear railings (\$2,500)

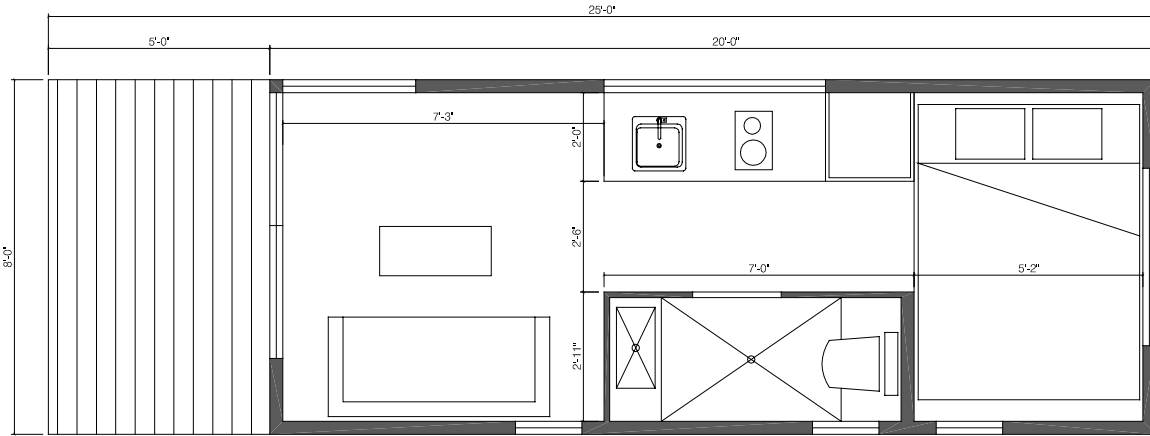
Additional Doors/Decks

- + Side 2'8" wide by 7'0" tall door (\$3,000)
- + Rear sliding Door 6'0" wide by 6'8" tall door (\$3,000)
- + Rear sliding door and 5' deck with overhang (\$6,500)

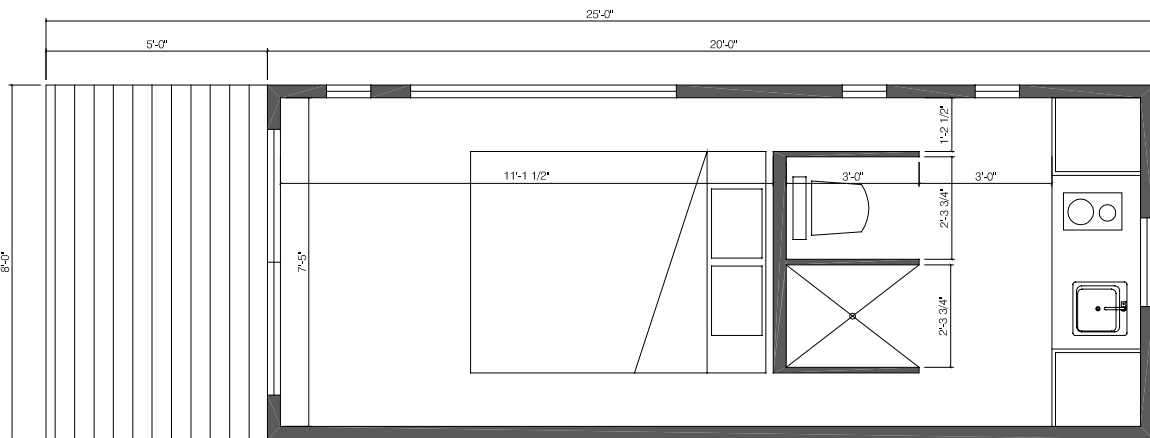
Furniture

- + King bed – Ranchwood Headboard (\$2,500)

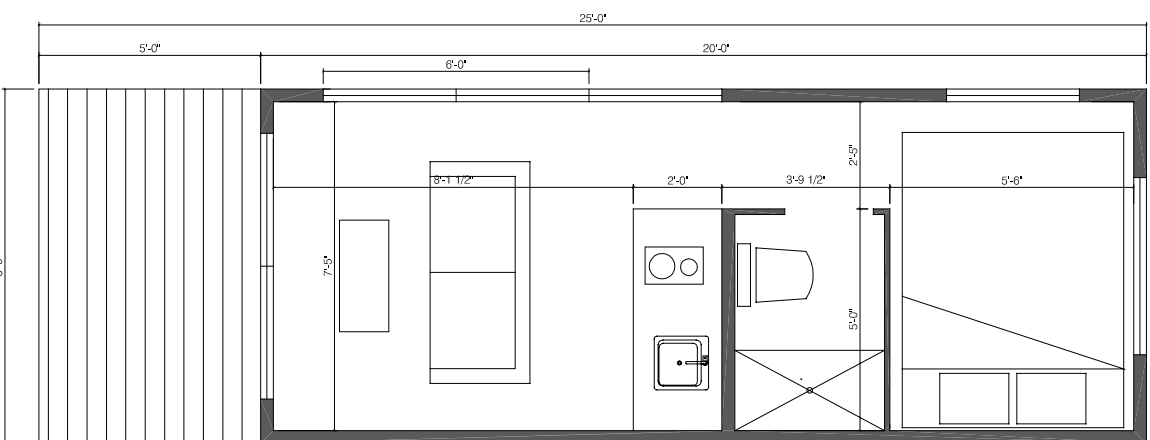
FLOORPLAN



1 Floor Plan - A
scale: 1/4"=1'-0"



2 Floor Plan - B
scale: 1/4"=1'-0"



3 Floor Plan - C
scale: 1/4"=1'-0"